

European School of Pathology (EScoP) course for Dermatopathology



Venue: Mercure Bordeaux Centre

Address: 5 Rue Robert Lateulade, 33000 Bordeaux, France


Dates: 8-10 January 2025

Faculty:

Daniela Massi (Florence, Italy)

Eduardo Calonje (London, UK)

Boštjan Luzar (Ljubljana, Slovenia)



Attendance: This course is with on-site attendance only and will not be recorded

Course language: The course will be provided in English

Registration fees:

For the course programme only*:

ESP members (with active membership for 2024): **310 Euro**

Non-ESP members: **350 Euro**

For both the course programme and the social event (networking buffet dinner):

ESP members (with active membership for 2024): **360 Euro**

Non-ESP members: **410 Euro**

Payments are available via bank transfer only. There is no option for on-site registrations/payments.

The available slots will be allocated on a first-come, first-served basis.

Deadline to register: **20 December 2024**

*Registration for the course programme includes access to the course venue, coffee breaks and lunches, access to the online platform with the course material and a personalised certificate of attendance.

Registrations are available via this [LINK](#).

For any questions, contact the ESP HQ, at admin@esp-pathology.org having as email subject “**EScoP Bordeaux 2025**”.

This EScoP course is available for both board-certified pathologists and those in training. Clinicians, lab technologists/scientists and molecular biologists are also welcome. Course participants are welcome to submit cases of Dermatopathology, relevant to the subjects of this course, to be discussed during the slide seminar sessions. All cases have to be submitted in advance of the course for review from the Faculty.

The deadline to do is **20 December 2024**. For more information about the submission process please contact Dr Christos Poulivos at c.poulivos@esp-pathology.org after successful registration.

NB: case presentation from participants does not include a separate certificate.

EScoP Course for Dermatopathology

8 – 10 January 2025
Bordeaux, France

REGISTER NOW



Preliminary Programme

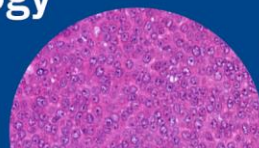
All times are for local time in Bordeaux, France

Day 1: Keratinocytic/epidermal tumours, their precursors and simulators			
Time	Duration (min)	Topic	Speaker
08.00		Welcome and registrations	
08:45	30	Introduction on Behalf of the European School of Pathology – Course Objectives	
09.15	45	Benign proliferations of keratinocytes and precursors to carcinoma	Daniela Massi
10.00	45	Tumours of the epidermis, including Merkel cell carcinoma	Eduardo Calonje
10:45	30	Atypical fibroxanthoma versus dermal pleomorphic sarcoma and potential mimickers	Boštjan Luzar
11.15	30	Coffee Break	
11:45	90	Slide Seminar: Tumours of the Epidermis and Mimickers	All Faculty
13:15	60	Lunch	
14.15	45	Sweat gland tumours	Eduardo Calonje
15.00	45	Sebaceous tumours and Torre-Muir syndrome	Daniela Massi
15:45	30	Follicular tumours	Boštjan Luzar
16:15	30	Coffee Break	
16:45	90	Slide seminar: Adnexal tumours	All Faculty
18:15	15	Summary of the day	Daniela Massi

ESCoP Course for Dermatopathology

8 – 10 January 2025
Bordeaux, France

[REGISTER NOW](#)



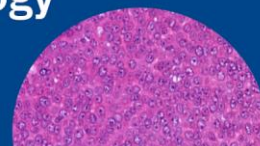
Day 2: Melanocytic proliferation

Time	Duration (min)	Topic	Speaker
08.30	45	How to discriminate between benign and malignant melanocytic proliferations? A practical approach.	Eduardo Calonje
09.15	45	The genetic background of melanocytic proliferations: what do you need to know and why?	Boštjan Luzar
10.00	30	Dysplastic melanocytic naevus and dysplastic naevus syndrome! Should all moles be removed?	Daniela Massi
10.30	30	Coffee break	
11:00	30	Blue melanocytic proliferations	Daniela Massi
11.30	30	Spitz melanocytic proliferations	Boštjan Luzar
12.00	30	Melanocytic proliferations on sun damaged skin	Eduardo Calonje
12.30	60	Lunch	
13.30	90	Slide seminar - Melanocytic proliferations – challenging cases	All Faculty
15.00	30	Coffee break	
15.30	45	Bring your own case! – presentation of participants' cases	All Faculty
16.15	90	Slide seminar - Pitfalls in melanocytic proliferations	All Faculty
17.45	15	Summary of the day	Boštjan Luzar
20:00	120	Social event: Buffet Dinner with the Faculty	

EScOP Course for Dermatopathology

8 – 10 January 2025
Bordeaux, France

[REGISTER NOW](#)



Day 3, Cutaneous Soft Tissue Tumours

Time	Duration (min)	Topic	Speaker
8.30	45	Practical approach to Cutaneous soft tissue tumours – Part I (Fibroblastic/Myofibroblastic/Fibrohistiocytic tumours)	Eduardo Calonje
9.15	45	Practical approach to Cutaneous soft tissue tumours – Part II (Vascular/Pericytic tumours)	Daniela Massi
10.00	45	Cutaneous soft tissue tumours with melanocytic differentiation – potential diagnostic pitfalls	Boštjan Luzar
10.45	30	Coffee break	
11.15	90	Slide Seminar- Cutaneous Soft Tissue tumours	All Faculty
12.45	15	Summary of the Course. Last Questions.	

EScOP Course for Dermatopathology

8 – 10 January 2025
Bordeaux, France

[REGISTER NOW](#)

